





Glastonbury Goddess Temple Madrons

Seasonal Practice
October 2025




Crone Nolava Blessing Prayer



Crone Nolava,
Lady of deep transformation,
Guide us into the darkness at Samhain,
Envelop us in your cloak of holding.

Dark Lady,

Teach us discernment and compassion,
Enable us to embrace change,
Help us to surrender,
To your love.



SACRED CRAFTING FOR SAMHAIN

During the season of Samhain sacred crafting offers us the opportunity to connect to the change in the season from autumn to the darker winter months, express our connection to the cave of inner transformation and explore our creativity.

As we continue our crafting cycle, we explore sacred craft projects connected to each of the seasons and Goddesses around the Avalonian wheel. These crafts can also be seasonal offerings for your altar and will help you connect to the energy of each season.

Whilst you are crafting have in mind that there is a deep connection between our creative activities and our spirituality. As we create and make something either on our own or with others we heal, integrate and transform our bodies, mind and soul. As we craft, we express ourselves in a grounded and tangible way. We may find the activity meditative and find it fosters mindfulness as we create, finding a deeper sense of purpose and connection with ourselves and others. Crafting is also a way of caring for ourselves as we connect with our inner world and can have the added benefit of improving our wellbeing and relaxation.

Allow yourself to take these suggestions and explore your connection to Goddess through your creativity. Remember that crafting can be as simple or as complex as suits you, and there is your way of doing this, which is perfect.



SACRED CRAFTS FOR SAMHAIN

Here are some suggestions for this month:

As we connect deeply with the earth at Samhain spend some time outdoors, taking in the sights, smells and sounds.

Perhaps connect with a yew tree, what does Lady Yew share with you?

Create a simple Samhain mandala outside from suitable found objects in nature.

What does the approach of Samhain mean to you? Collect any found items that call to you and take home for your altar.



SAMHAIN WREATH

You will need:

A basic wreath shape either homemade or from a craft shop. Think about the material you choose for your wreath shape- wicker is one option, natural grapevine another.

To collect suitable seasonal items to decorate your wreath. These could include dried apple slices, ribbon, dried flowers, little bags of dried pumpkin seeds to tie on, dried herbs, found feathers.

Think about whether you will add any artificial leaves or flowers, if you have them.

Craft wire or similar, to attach your items to your wreath.

Method:

If making it yourself first create your wreath circle.

Thread through greenery- dried, natural, or artificial.

Arrange your items around the laid-out wreath until you hare happy with your design.

Attach your items securely to your wreath and hang or display. You could also have your wreath on your altar.



JOURNALING SUGGESTIONS

What was revealed to you when crafting with your Samhain Wreath?

How has crafting helped you to connect to Goddess this Samhain?

What does the change in season from autumn to the darker months signify for you?

What do you need to release and transform right now?

What do you wish to renew and regenerate?

